

# Smart Phone Applications

---

## for people with brain injury

---

### **The Project**

The project *Implementing and evaluating Smart Phone Applications technology across the NSW Brain Injury Rehabilitation Program (BIRP)* aims to:

Provide web-based resources for clinicians

Evaluate the efficacy of Smart Phone Apps for people with brain injury.

The Project Coordinator is: Emma Charters, Speech Pathologist, Liverpool Health Service.

Email: [PhoneApps@TBIStafTraining.info](mailto:PhoneApps@TBIStafTraining.info)

### **This document:**

D3\_Patient\_&\_caregiver\_quick\_reference\_training\_package\_V1\_09Aug11.pdf

Is a resource that provides the procedure for using frequently utilized features and the options available to adapt it to the personal needs of the client. Tasks described include; making a phone call, sending and receiving text messages, accessing the App store, adding personal contact, using the calendar, alarm, voice memos etc. Clinicians could use this resource to ensure that the client's individual learning characteristics are met or could be given to clients to allow them to explore the device independently.

It is available from: [www.TBIStafTraining.info](http://www.TBIStafTraining.info)

### **More Project information and further documents:**

[www.TBIStafTraining.info](http://www.TBIStafTraining.info)

### **Patient and Caregiver Quick Reference Training Page**


---

Smart Phone applications for people with Brain Injury


D3\_Patient\_&\_caregiver\_quick\_reference\_training\_package\_V1\_09Aug11.pdf

[www.TBIStafTraining.info](http://www.TBIStafTraining.info)


- Telephone

Icon	What to do	Options	Personalise
	<ul style="list-style-type: none"> <li>- Search contacts</li> <li>- Type number into keypad</li> <li>- Tap a number cited on a website to activate call</li> <li>- Use voice control to speak a name or number to activate a call</li> <li>- Create and activate a voice mail account. Access when necessary</li> </ul>	<ul style="list-style-type: none"> <li>- Search recent contacts</li> <li>- Make a favourite contact list to quickly access frequently used numbers</li> <li>- 'Face-time' allows you to see and hear your conversation partner</li> <li>- Loudspeaker: a hands free option to make and receive phone call</li> <li>- Microphone to suppress background noise (top left hand corner of iPhone 4)</li> <li>- Show or block caller ID</li> </ul>	<ul style="list-style-type: none"> <li>- Add favourite or speed dial contacts</li> <li>- Set specific ring tones for contacts</li> <li>- Set specific image for contacts</li> <li>- Link a contact's address to the 'maps' options to get directions</li> </ul>


- Messaging

Icon	What to do	Options	Personalise
	<ul style="list-style-type: none"> <li>- Create new text or picture message</li> <li>- Reply to a message</li> <li>- Send messages to either groups or individuals</li> <li>- Review conversations held between yourself and another person with your responses in green and theirs in white.</li> </ul>	<ul style="list-style-type: none"> <li>- Copy, paste and forward text conversations</li> <li>- Use a character count</li> <li>- Insert a subject field</li> <li>- Turn alert tone on/off</li> <li>- Set alert to sound 1, 2, 3, 5, or 10 times until the message is read</li> </ul>	<ul style="list-style-type: none"> <li>- Predictive text: over time frequently used terms and names arise as spelling options. If the prediction made is incorrect you can drag the cursor over the characters to edit as appropriate.</li> <li>- Unable to disable predictive text option however it will not complete the word substitution prior to you pressing the space button allowing you to reject the suggestion.</li> </ul>


- Contacts

Icon	What to do	Options	Personalise
	<ul style="list-style-type: none"> <li>- Add contact details</li> <li>- Group people by category</li> <li>- Touch contact's phone number to activate a call</li> </ul>	<ul style="list-style-type: none"> <li>- Share contact information</li> <li>- Recall people's names, faces and details</li> <li>- Add personalised ring tones</li> </ul>	<ul style="list-style-type: none"> <li>- Add photographs to contact information</li> <li>- Add or edit your favourite list</li> <li>- Add a 'nickname'</li> <li>- Add birthday</li> <li>- Add notes about how you know the person or other personal details</li> </ul>


- Calendar

Icon	What to do	Options	Personalise
	<ul style="list-style-type: none"> <li>- Add an event</li> <li>- Plan out your day and share with others</li> <li>- Synchronise events from home computer to smart phone</li> <li>- Recall the time and date</li> </ul>	<ul style="list-style-type: none"> <li>- Add and sort calendars (defaults are home, work and general)</li> <li>- Change the date and time according to your location and time zone</li> <li>- Alternate between daily and monthly calendars</li> <li>- Synch to external hard-drive and share with others</li> <li>- Add alerts prior to the event to aid preparation time</li> </ul>	<ul style="list-style-type: none"> <li>- Add notes to the event to aid recollection of specific details</li> <li>- Personalise repeatable alarm to alert you of the event</li> </ul>


- Alarm clock

Icon	What to do	Options	Personalise
	<ul style="list-style-type: none"> <li>- Set alarm</li> <li>- View times in other locations and timezones</li> <li>- Stop-watch</li> <li>- Timer</li> </ul>	<ul style="list-style-type: none"> <li>- Set alarm for a single event</li> <li>- Set alarm for a regular/repeated event</li> </ul>	<ul style="list-style-type: none"> <li>- Label alarms</li> <li>- Set specific tones for different alarms</li> <li>- Elect for the snooze to be or not be activated</li> </ul>


- Weather

Icon	What to do	Options	Personalise
	<ul style="list-style-type: none"> <li>- Check the temperature and weather details in your own or alternative cities</li> <li>- High and low temperatures</li> <li>- Icon of outlook (sun/rain/clouds etc)</li> </ul>	<ul style="list-style-type: none"> <li>- View temperature in Celsius or Fahrenheit</li> </ul>	<ul style="list-style-type: none"> <li>- Select preferred cities of interest</li> </ul>


- Voice memos

Icon	What to do	Options	Personalise
	<ul style="list-style-type: none"> <li>- Record and replay voice messages</li> </ul>	<ul style="list-style-type: none"> <li>- Share with other professionals or family</li> </ul>	


- Notes

Icon	What to do	Options	Personalise
	<ul style="list-style-type: none"> <li>- Record important details</li> <li>- Sorted according to date composed</li> <li>- Add to, edit and delete old notes</li> <li>- Copy, paste and forward notes via SMS and email</li> </ul>	<ul style="list-style-type: none"> <li>- Share with other professionals or family</li> <li>- Set font (through 'settings')</li> </ul>	


- Camera

Icon	What to do	Options	Personalise
	<ul style="list-style-type: none"> <li>- Take photographs or videos</li> <li>- View, select and delete photographs</li> </ul>	<ul style="list-style-type: none"> <li>- Sort into folders</li> <li>- Share with other professionals or family</li> <li>- View photos through the photo album either by personalised categories or as a slide show</li> </ul>	<ul style="list-style-type: none"> <li>- Post on social networking</li> <li>- Add a photograph to contact information</li> <li>- Use a photograph as smart phone background</li> </ul>


- Internet

Icon	What to do	Options	Personalise
	<ul style="list-style-type: none"> <li>- Search the internet for information or access communication modalities</li> <li>- Print information from web page</li> </ul>	<ul style="list-style-type: none"> <li>- Set homepage</li> <li>- Set own contact information to 'auto-fill' online forms or submit login details and passwords for frequently accessed sites</li> <li>- 'block pop-ups'</li> <li>- Save old search terms to revisit information</li> </ul>	<ul style="list-style-type: none"> <li>- Add bookmarks</li> <li>- Mail links to contacts</li> <li>- Negotiate between multiple screens</li> </ul>

- Maps

Icon	What to do	Options	Personalise
	<ul style="list-style-type: none"> <li>- Search for places</li> <li>- Get the directions (by car, public transport or walking) to and from specific destinations</li> <li>- View your current location</li> <li>- View key buildings/places, suburbs, major roads, parks etc</li> <li>- Search for public places e.g. post offices within your local area</li> </ul>	<ul style="list-style-type: none"> <li>- Use GPS to establish current location. Able to use this to assist with getting directions</li> <li>- Zoom in and out</li> <li>- Compare routes according to modality (i.e. walking, driving or public transport)</li> </ul>	<ul style="list-style-type: none"> <li>- Add bookmarks for frequently accessed locations</li> </ul>

- 'App' Store

Icon	What to do	Options	Personalise
	<ul style="list-style-type: none"> <li>- Search for apps by category or name</li> <li>- Search for recently added apps</li> <li>- Review apps available</li> <li>- Download apps to smart phone</li> </ul>	<ul style="list-style-type: none"> <li>- Recall the details of purchased apps by accessing settings then selecting the specific app for a summary of its content</li> </ul>	<ul style="list-style-type: none"> <li>- Add apps using the app store download</li> <li>- Sort apps into categories by touching and holding down on an app and merging them with another related item</li> <li>- Delete app by touching and holding down on an app, then touching the 'x' button</li> </ul>